

PRESS RELEASE

May 18, 2020

Interpipe releases report on operations for April 2020

Interpipe, a global producer of steel pipes and railway products, has released (via Interpipe Holdings Plc) its monthly report on operations for April 2020.

Operational Highlights

COVID-19 outbreak and mostly the oil & gas crunch had already affected sales of our pipe products in April (-35.2% m-o-m):

- Welded product sales saw a decline both in the domestic and export markets (-40.4% m-o-m) due to a soft demand from CIS and EU off-takers. Europe was the only region with a slight growth in sales as COVID-19 outbreak leveled off and some restrictions were eased supporting demand
- OCTG sales slumped by 45.8% m-o-m affected by the global low oil price environment and frozen drilling programs worldwide
- Linepipe sales also went down by 30.1% m-o-m mainly due to a substantial drop in consumption caused by COVID-19 quarantine which reflected in less volumes delivered to the US, Turkey and the Middle East countries.

Railway product sales were almost flat (-3.4% m-o-m) supported by a steady demand on wheels from the CIS region yet with a softer demand from Ukrainian wagon builders and lower wheelsets sales to Europe.



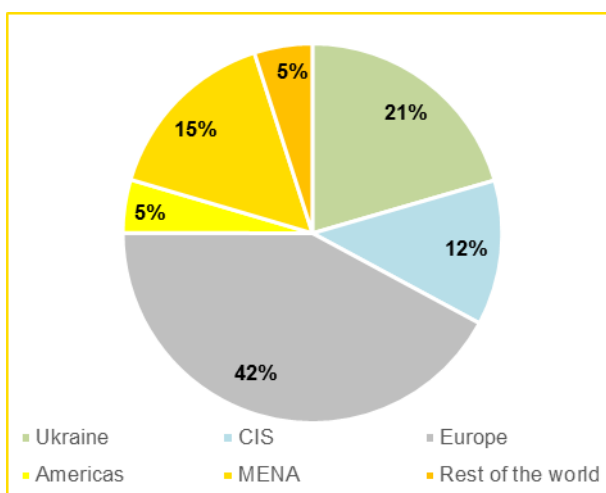
INTERPIPE

Report On Operations

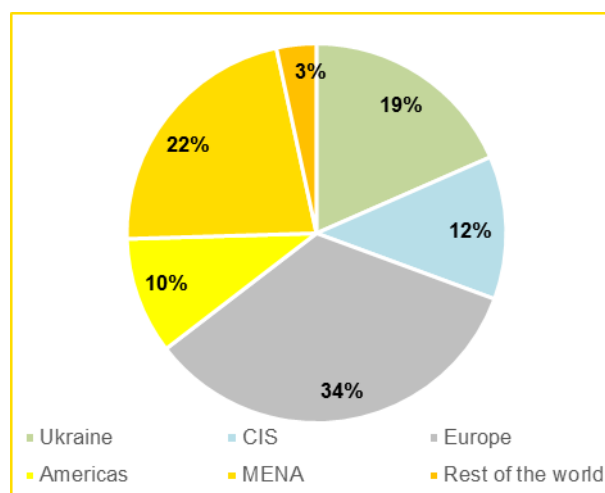
#	Product	April 2020		4 months 2020		Change	
		Thousand tons	% of total ²	Thousand tons	% of total ²	% m-o-m	4 months 2020, % y-o-y
Production							
1.	Steel	54,2	n/a	270,9	n/a	-30,4%	-12,5%
2.	Pipes, o/w:	40,4	69,9%	153,9	68,1%	-6,6%	-34,4%
2.1.	Seamless, o/w:	35,0	60,6%	132,1	58,5%	-7,1%	-32,1%
2.1.1.	OCTG	4,1	7,1%	32,4	14,4%	-68,0%	-62,9%
2.1.2.	Linepipe	29,6	51,4%	94,5	41,8%	27,2%	-2,2%
2.1.3.	Mechanical	1,2	2,2%	5,2	2,3%	-19,6%	-50,0%
2.2.	Welded	5,4	9,3%	21,8	9,6%	-3,1%	-45,6%
3.	Railway products	17,4	30,1%	72,1	31,9%	-8,4%	16,7%
3.1.	Wheels ¹	15,4	26,6%	65,1	28,8%	-9,6%	16,4%
3.2.	Wheelsets ¹	1,4	2,4%	5,0	2,2%	-8,0%	17,6%
3.3.	Axles ¹	0,4	0,7%	1,5	0,6%	48,8%	25,3%
3.4.	Tyres	0,2	0,3%	0,5	0,2%	31,0%	19,9%
Sales							
1.	Steel³	2,0	4,1%	11,9	5,2%	-62,7%	101,3%
2.	Pipes, o/w:	29,3	59,8%	141,7	61,8%	-35,2%	-31,9%
2.1.	Seamless, o/w:	25,5	52,0%	122,5	53,4%	-34,4%	-26,6%
2.1.1.	OCTG	6,2	12,5%	36,4	15,9%	-45,8%	-42,4%
2.1.2.	Linepipe	18,1	36,9%	80,7	35,2%	-30,1%	-13,4%
2.1.3.	Mechanical	1,2	2,5%	5,4	2,4%	-21,8%	-48,1%
2.2.	Welded	3,8	7,8%	19,2	8,4%	-40,4%	-53,6%
3.	Railway products	17,7	36,1%	75,8	33,0%	-3,4%	20,9%
3.1.	Wheels ¹	15,6	31,9%	67,1	29,3%	-1,9%	19,0%
3.2.	Wheelsets ¹	1,5	3,0%	6,9	3,0%	-29,6%	64,0%
3.3.	Axles ¹	0,3	0,6%	1,2	0,5%	2,2%	-24,6%
3.4.	Tyres	0,3	0,6%	0,5	0,2%	-	19,9%
TOTAL		49,1	100,0%	229,4	100,0%	-29,0%	-17,1%
<p>1. Wheels and axles are inter alia utilized as components (semi-products) for wheelset production 2. Excluding steel figures for production only 3. For steel - only external sales</p>							

Regional Sales Data. Pipe products

April 2020. Pipes sales by region, th.tons

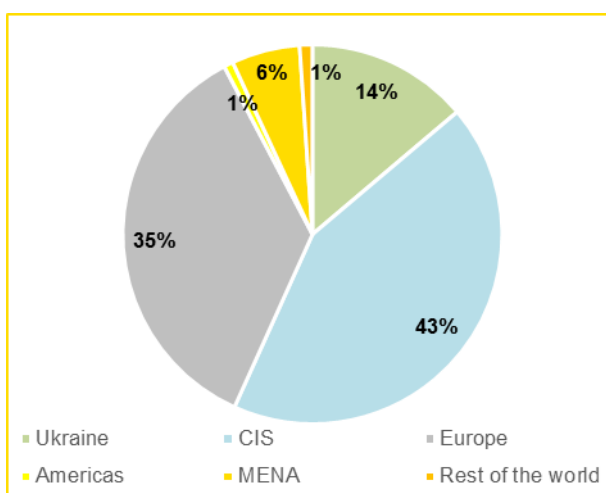


4 months 2020. Pipes sales by region, th.tons

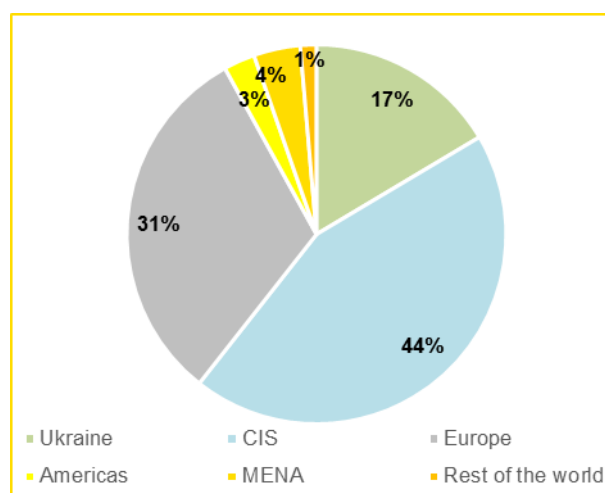


Regional Sales Data. Railway products

April 2020. Railway products sales by region, th.tons



4 months 2020. Railway products sales by region, th.tons





INTERPIPE

About the company:

Interpipe is global producer of steel pipes and railway products, based in Ukraine. The company's products are marketed in more than 80 countries all around the world via the network of sales offices located in key markets of Ukraine, Europe, North America and the Middle East.

Interpipe has 11 thousand people working at the company's facilities.