



PRESS RELEASE

April 16, 2020

Interpipe releases report on operations for March 2020

Interpipe, a global producer of steel pipes and railway products, has released (via Interpipe Holdings Plc) its monthly report on operations for March 2020.

Operational Highlights

COVID-19 outbreak had not yet materially factored in the Company's operations in March. Therefore, the Company managed to increase its sales of key products comparing to February:

- OCTG pipe sales increased by 7.4% m-o-m amid new shipments to Nigeria
- Linepipe sales performance was mainly secured by higher deliveries to the EU, CIS and MENA regions as compared to February;
- Welded pipes sales went up m-o-m amid the seasonal demand in Ukraine
- Railway products sales were fairly flat (1.0% m-o-m) due to the continuing robust demand from the CIS and EU (including due to the significant growth of wheelset sales)



INTERPIPE

Report On Operations

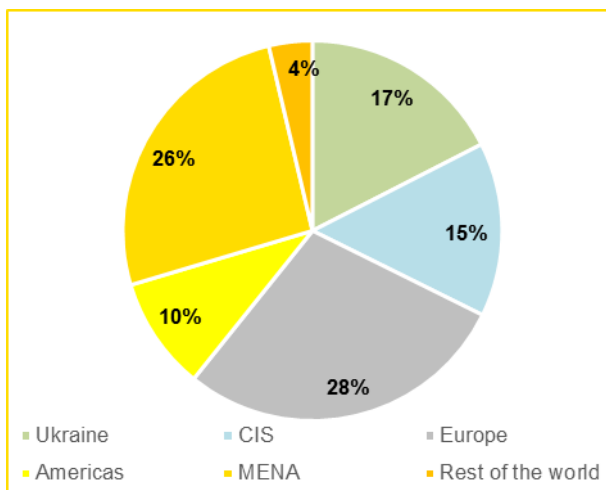
#	Product	March 2020		3 months 2020		Change	
		Thousand tons	% of total ²	Thousand tons	% of total ²	% m-o-m	3 months 2020, % y-o-y
Production							
1.	Steel	77,9	n/a	216,5	n/a	6,2%	-2,3%
2.	Pipes, o/w:	43,4	69,6%	113,7	67,5%	13,4%	-33,2%
2.1.	Seamless, o/w:	37,8	60,6%	97,3	57,7%	20,2%	-29,8%
2.1.1.	OCTG	12,8	20,5%	28,3	16,8%	73,2%	-52,3%
2.1.2.	Linepipe	23,5	37,6%	65,0	38,6%	2,4%	-8,5%
2.1.3.	Mechanical	1,5	2,5%	3,9	2,3%	31,7%	-50,7%
2.2.	Welded	5,6	8,9%	16,4	9,8%	-17,8%	-48,3%
3.	Railway products	19,0	30,4%	54,7	32,5%	4,3%	20,9%
3.1.	Wheels ¹	17,0	27,3%	49,8	29,5%	1,6%	19,7%
3.2.	Wheelsets ¹	1,5	2,5%	3,6	2,1%	52,7%	24,1%
3.3.	Axles ¹	0,3	0,4%	1,1	0,6%	-33,2%	27,7%
3.4.	Tyres	0,1	0,2%	0,4	0,2%	-	-
Sales							
1.	Steel ³	5,5	7,9%	9,9	5,5%	589,6%	124,1%
2.	Pipes, o/w:	45,5	65,5%	112,2	62,2%	23,0%	-28,4%
2.1.	Seamless, o/w:	39,0	56,2%	96,9	53,7%	20,0%	-22,1%
2.1.1.	OCTG	11,2	16,2%	30,1	16,7%	7,4%	-33,1%
2.1.2.	Linepipe	26,2	37,8%	62,6	34,7%	25,8%	-12,2%
2.1.3.	Mechanical	1,6	2,3%	4,2	2,3%	28,2%	-48,3%
2.2.	Welded	6,4	9,3%	15,4	8,5%	45,0%	-52,6%
3.	Railway products	18,5	26,6%	58,2	32,3%	1,0%	27,1%
3.1.	Wheels ¹	16,2	23,3%	51,7	28,7%	-3,4%	24,1%
3.2.	Wheelsets ¹	2,0	2,9%	5,4	3,0%	61,2%	77,8%
3.3.	Axles ¹	0,3	0,4%	0,9	0,5%	-8,8%	-18,5%
3.4.	Tyres	0,0	0,0%	0,2	0,1%	-	-
TOTAL		69,4	100,0%	180,4	100,0%	23,8%	-12,9%
<p>1. Wheels and axles are inter alia utilized as components (semi-products) for wheelset production 2. Excluding steel figures for production only 3. For steel - only external sales</p>							



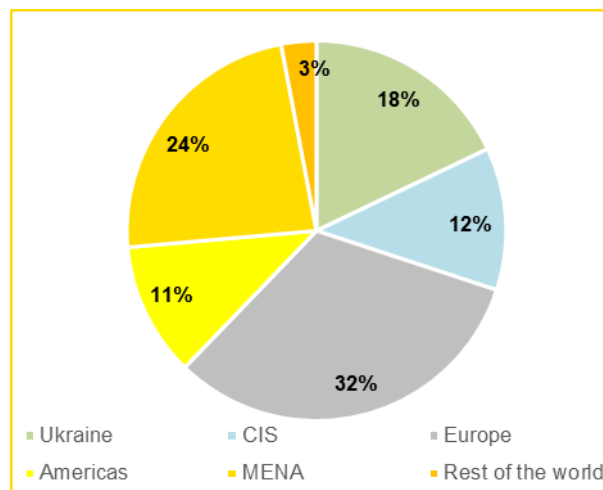
INTERPIPE

Regional Sales Data. Pipe products

March 2020. Pipes sales by region, th.tons

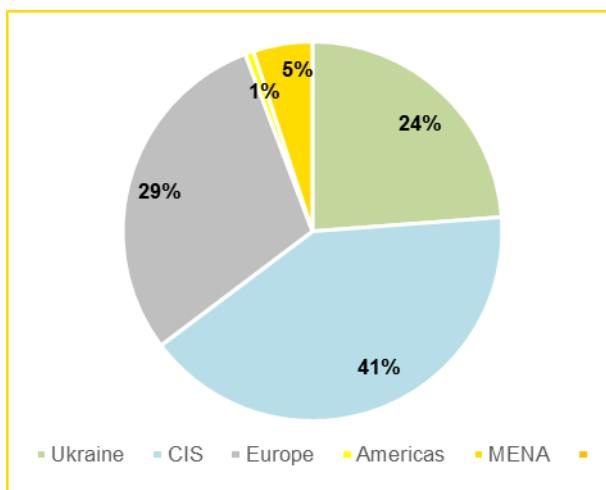


3 months 2020. Pipes sales by region, th.tons

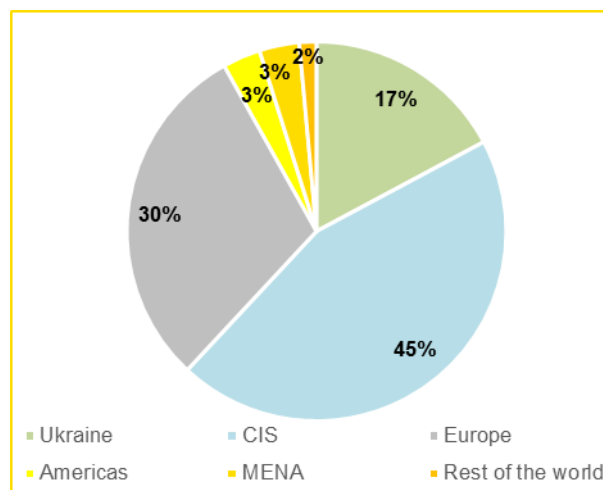


Regional Sales Data. Railway products

March 2020. Railway products sales by region, th.tons



3 months 2020. Railway products sales by region, th.tons





INTERPIPE

About the company:

Interpipe is global producer of steel pipes and railway products, based in Ukraine. The company's products are marketed in more than 80 countries all around the world via the network of sales offices located in key markets of Ukraine, Europe, North America and the Middle East.

Interpipe has 11 thousand people working at the company's facilities.