



PRESS RELEASE

March 19, 2020

Interpipe releases report on operations for February 2020

Interpipe, a global producer of steel pipes and railway products, has released (via Interpipe Holdings Plc) its monthly report on operations for February 2020.

Operational Highlights

- Increase of OCTG sales (vs January) was amid to higher shipments to Africa and the CIS countries as well as due to stable shipments to other regions.
- The major part of linepipe sales increase (vs January) was supported by the Middle East countries, Turkey and Ukraine
- Mechanical pipes showed lower performance (vs January) driven by a slowdown of industrial activity in Europe
- Negative dynamics in railway product sales in February (minus 14.7% m-o-m) is mainly attributable to the disposal of finished goods overstocking accumulated as of YE 2019 that took place in January



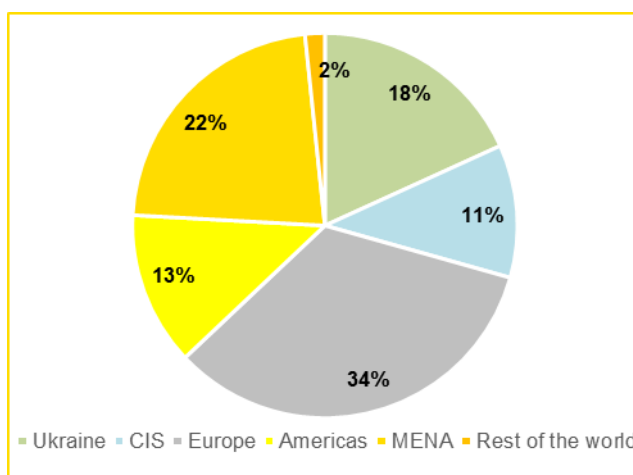
INTERPIPE

Report On Operations

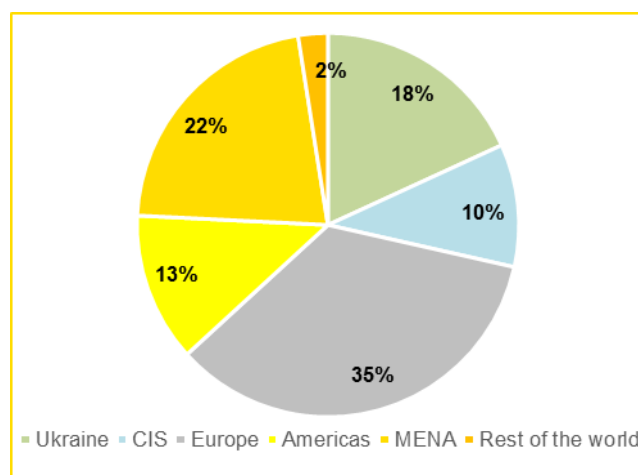
#	Product	February 2020		2 months 2020		Change	
		Thousand tons	% of total ²	Thousand tons	% of total ²	% m-o-m	2 months 2020, % y-o-y
Production							
1.	Steel	72,9	n/a	138,2	n/a	11,6%	4,8%
2.	Pipes, o/w:	38,4	67,9%	70,5	66,4%	19,5%	-32,9%
2.1.	Seamless, o/w:	31,6	56,0%	59,6	56,1%	12,9%	-30,0%
2.1.1.	OCTG	7,4	13,2%	15,6	14,7%	-8,8%	-54,1%
2.1.2.	Linepipe	23,0	40,7%	41,6	39,2%	23,5%	-9,9%
2.1.3.	Mechanical	1,2	2,1%	2,4	2,2%	-2,9%	-51,9%
2.2.	Welded	6,8	12,0%	10,9	10,3%	64,0%	-45,6%
3.	Railway products	18,1	32,1%	35,7	33,6%	3,3%	20,3%
3.1.	Wheels ¹	15,9	28,1%	31,8	30,0%	-0,4%	16,9%
3.2.	Wheelsets ¹	1,8	3,2%	2,9	2,7%	78,2%	59,2%
3.3.	Axles ¹	0,4	0,7%	0,8	0,7%	17,4%	16,5%
3.4.	Tyres	0,0	0,0%	0,2	0,2%	-100,0%	-
Sales							
1.	Steel³	0,8	1,4%	4,4	4,0%	-78,3%	36,3%
2.	Pipes, o/w:	36,9	66,0%	66,8	60,3%	23,8%	-31,3%
2.1.	Seamless, o/w:	32,5	58,1%	57,8	52,2%	28,2%	-26,2%
2.1.1.	OCTG	10,4	18,6%	18,9	17,0%	23,3%	-28,0%
2.1.2.	Linepipe	20,8	37,3%	36,4	32,8%	34,3%	-22,6%
2.1.3.	Mechanical	1,2	2,2%	2,6	2,3%	-10,6%	-49,4%
2.2.	Welded	4,4	7,9%	8,9	8,1%	-1,0%	-52,5%
3.	Railway products	18,2	32,6%	39,6	35,7%	-14,7%	43,2%
3.1.	Wheels ¹	16,7	29,8%	35,4	32,0%	-11,3%	41,1%
3.2.	Wheelsets ¹	1,2	2,2%	3,3	3,0%	-39,3%	89,7%
3.3.	Axles ¹	0,3	0,6%	0,6	0,5%	3,5%	-22,2%
3.4.	Tyres	0,0	0,0%	0,2	0,2%	-98,0%	-
TOTAL		55,9	100,0%	110,8	100,0%	2,0%	-13,5%
<p>1. Wheels and axles are inter alia utilized as components (semi-products) for wheelset production 2. Excluding steel figures for production only 3. For steel - only external sales</p>							

Regional Sales Data. Pipe products

February 2020. Pipes sales by region, th.tons

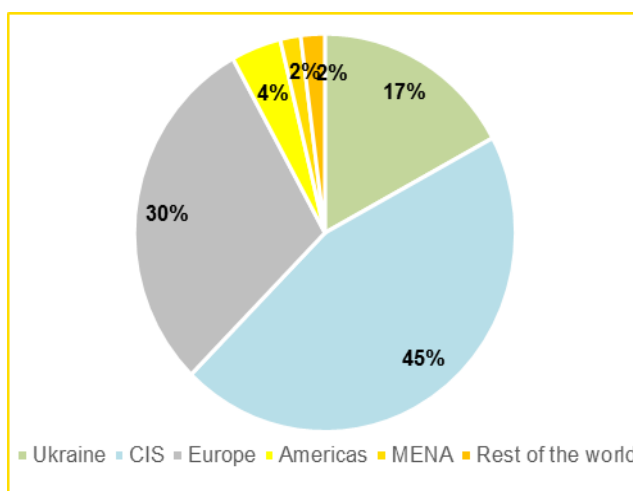


2 months 2020. Pipes sales by region, th.tons

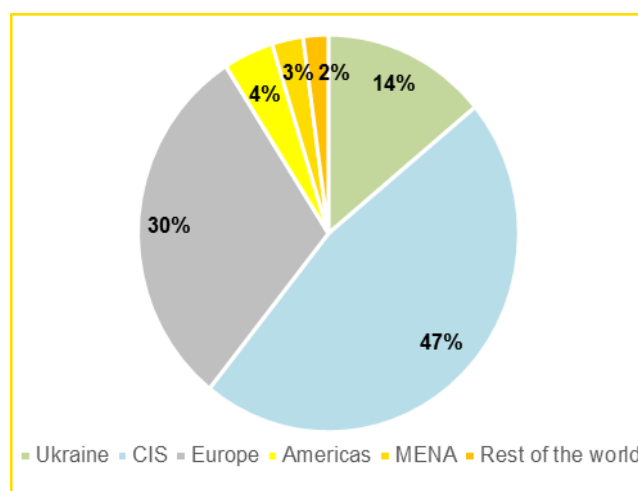


Regional Sales Data. Railway products

February 2020. Railway products sales by region, th.tons



2 months 2020. Railway products sales by region, th.tons





INTERPIPE

About the company:

Interpipe is global producer of steel pipes and railway products, based in Ukraine. The company's products are marketed in more than 80 countries all around the world via the network of sales offices located in key markets of Ukraine, Europe, North America and the Middle East.

Interpipe has 12 thousand people working at the company's facilities.